



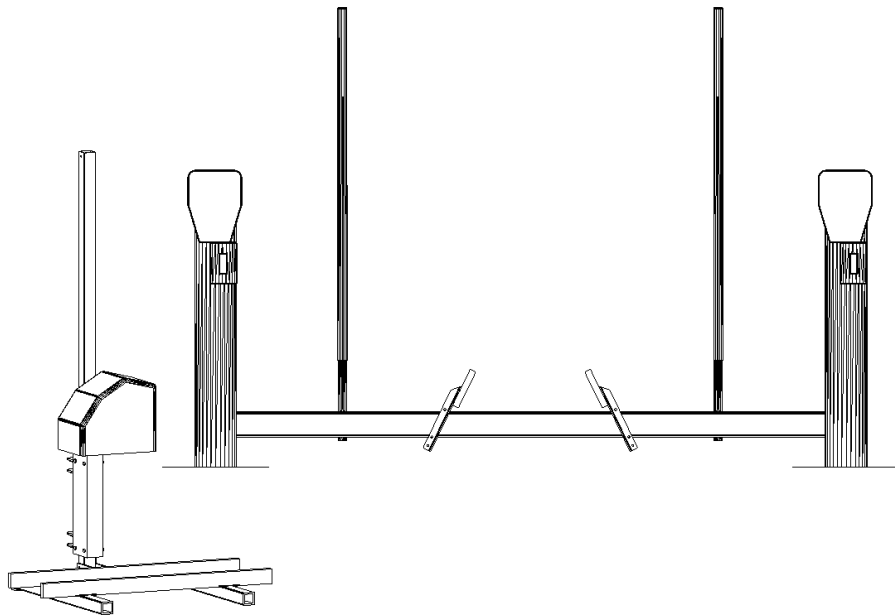
OUT LASTING THE ELEMENTS



Congratulations on your purchase of your new Tide Tamer Boat Lift. We believe you have exercised excellent judgment and we are most appreciative of your patronage.

We recommend that you read this entire manual before operating this unit. Time spent becoming fully acquainted with its performance will add a longer and more satisfactory life to your Tide Tamer Boat Lifts.

Tide Tamer Boat Lifts reserves the right to make changes or add improvements to its products at any time without incurring any obligation to make such changes to products previously manufactured. Neither Tide Tamer, nor its dealers, accepts responsibility for variations, which may be evident in the actual specification of its products and the statements and descriptions contained in this publication.



Model _____ Serial # _____

(For Owner's Use Only)

OPERATION & MAINTENANCE MANUAL

CONTENTS

Introduction	Page 1
Warranty.....	Page 2
Maintenance.....	Page 3
Loading and Weight Distribution.....	Page 4
General Safety	Page 5



10-Year Structural Warranty for Aluminum 4 Piling Boatlifts

Tide Tamer Industries, Inc. warrants all of the aluminum lifts as follows:

- That such products are free from defects in materials and workmanship for a period of ten (10) years from date of purchase, when purchased from Tide Tamer Industries, Inc. or a dealer authorized by Tide Tamer Industries, Inc.
- The PSI drive gear box will be free from defects in material and workmanship for a period of five (5) years from the date of purchase to the original purchaser by Perfect Systems, Inc.
- The Hatteras drive unit will be free from defects in material and workmanship for a period of five (5) years from the date of purchase to the original purchaser by Tide Tamer Industries, Inc.
- The electrical motors will be free from defects in material and workmanship for a period of one (1) year from date of purchase to the original purchaser.

All component parts not manufactured by Tide Tamer Industries, Inc. are not covered by the provisions of this warranty, but may be covered by the warranties of the manufacturers supplying such component parts.

Tide Tamer Industries, Inc. agrees to provide the necessary parts during the warranty period described above, provided that Tide Tamer Industries, Inc. receives notice of any defects within the specified warranty period.

Warranty Exclusions

- Products installation by an unauthorized dealer.
- Any structural component that has been subject to abuse, neglect, accident or unauthorized usage.
- Any structural component that has been damaged by an event that is not the company's fault; such as but not limited to, damage caused by use in excess of its rated capacity, improper installation, improper product selection, improper loading of boat, repair or altered by anyone not authorized by Tide Tamer Industries, Inc.
- The Stainless Steel cable is not considered a structural component.
- If the lift should be installed at any other location than what was on the purchase order form.
- Incidental and/or consequential damages resulting from acts of God; such as but not limited to hurricanes, tidal surges, high wind, and severe weather.
- Other than as set forth above, Tide Tamer Industries, Inc. makes no other express or implied warranties with respect to any structural component manufactured or sold by Tide Tamer Industries, Inc. No person or dealer is authorized to make any warranties on behalf of Tide Tamer Industries, Inc.

**TO MAKE WARRANTY CLAIM
PLEASE CONTACT TIDE TAMER INDUSTRIES, INC. @ 800-325-1116**



Maintenance

Grease Points

There are only 4 grease fittings per top lifting beam. These should be greased quarterly or as needed according to use of the lift.

There are no grease fittings on SWINGER™ *style* lifts.

There are no grease fittings or maintenance on any of the drive units. (EXCEPT Boat Hoist USA units)

Nylon rollers and sheaves require no lubrication.

Lifting Cables

You should inspect cable before and after every use for damage or improper wrapping on the cable spool. Improper wrapping can cause cable damage resulting in lift failure, serious personal injury, or death.

Fasteners and Hardware

Inspect fasteners for loosening or any cotter pins that may be loose.

Bunk Boards

Inspect boards periodically for unusual bowing or cracks.

Nylon boards do not need any lubrication or UV treatment.

***ANY QUESTIONS ABOUT YOUR LIFT OR THE OPERATION
OF YOUR LIFT**

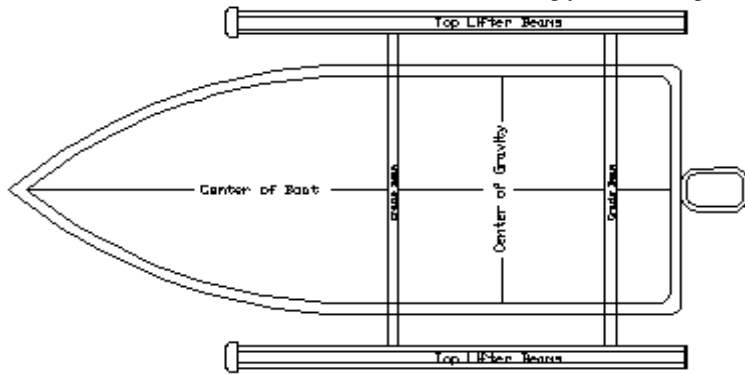
**CALL 800-325-1116 OR E-MAIL US AT
techsupport@tidetamerboatlifts.com**



Loading and Weight Distribution

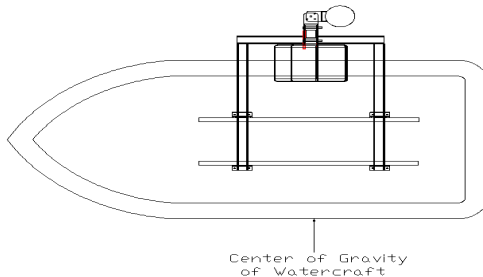
Vertical Cradle

1. The weight of your boat should be evenly distributed on the beams and motors to ensure your safety and longevity of your lift. Consult the boat manufacturer for lifting points and center of gravity on your boat.
2. Be sure that your lifting cables are spooled properly to prevent shock or impact loads from damaging your boat or lift. This could result in structural or mechanical damage to your lift or boat as well as cause personal injury or death.
3. See illustration below for further instruction on loading your 4 Piling Cradle lift.



Swinger Style

1. The weight of your watercraft should be distributed on the lifting arms evenly and as close to the housing as possible, without interfering with your lifting cable.
2. Be sure that your lifting cables are spooled properly to prevent shock or impact loads from damaging your boat or lift. This could result in structural or mechanical damage to your lift or boat. (Improper cable wrapping usually occurs when you are lowering the lift and the lifting cable becomes loose. This usually occurs when lift is rested on the docks surface or on the bottom of the water.)



General Safety

1. Before operating your lift you should read and understand your operating and maintenance manual. If at any point you have questions or do not understand, call our customer service toll free at 800-325-1116 (Monday-Friday).
2. Do not operate lift while in your boat.
3. You should never be directly under or near the lift while your boatlift is loaded.
4. Do not operate lift without your lift being properly grounded.
5. Do not operate lift without a ground fault interrupter.
6. Do not operate your lift without inspecting your lifting cables for damage or improper spooling.
7. Do not lift any boat that exceeds the specifications and capacity of the lift.
8. When loading your boat be sure that the weight is distributed equally to your bottom and top beams. Your craft's center of gravity should be positioned directly between your cradle beams. Consult your boat manufacturer.
9. Do not leave lift unattended while lift is in operation.
10. Lift should not be operated by anyone under 18 years of age. Lift should only be operated by a competent person,(s) who has fully read and understands the operating instructions.

WARNING:

Failure to adhere to these safety guidelines may result in serious injury or death!

Tide Tamer Warranty Information

Tide Tamer boatlifts are shipped from the factory semi-assembled and are finally assembled by the contractor installing the lift. You are responsible for reading the operating and maintenance manual before using this product. This becomes part of the warranty statement. Inspect all nuts and bolts to make sure they are tight, inspect cable wrap to ensure cables are wound tight and have no overlap. Make sure cable lock bolts are secure with cable looped through and cable clamp secure to open end of cable. Make sure bunks are adjusted to your boat and boat is centered on cradles for even distribution of weight (see boat owners manual for lifting area). Check operation of lift after boat is cradled. Never operate the lift unattended, never let the lift hit the bottom. Tide Tamer warrants its aluminum lifts for ten years from the date of purchase from manufacture defects. Hatteras Drives are warranted for five years by Unifab, Inc. Stainless steel motors are warranted for one year by Unifab, Inc.

For Your Records

Dealer Name

Date of Purchase

Address

Date of Purchase

City, State, Zip

Dealer Phone

Important:

Keep this part for any and all warranty. Read back side before using this product.

Tide Tamer Boat Lifts
Box 177 Hookerton, NC
800-325-1116
www.TideTamerBoatLifts.com

RETAIN THIS PART FOR YOUR RECORDS

Place
Stamp
Here

Tide Tamer Boat Lifts
PO Box 177
Hookerton NC 28538

Warranty Registration for Tide Tamer Boat Lifts
Important: This registration must be completed and mailed to Tide Tamer for warranty to take effect.

Customer Name

Lift Model and Capacity

Address

Serial Number

City, State, Zip

Contractor/Dealer Name

Date of Purchase

Address

I, _____, certify that I have read the maintenance and operating instructions prior to use of the equipment listed on this card.

Phone

MAIL THIS SECTION